



# E-510

Digital single lens reflex camera  
with image stabiliser and Live View


Discover the world anew.  
Photograph with ease.



**OLYMPUS**

Your Vision, Our Future

# Getting superior photographs requires a superior camera system.



Morten Hvaal,  
Photojournalist, Norway

“I find the idea of a completely new system that is designed specifically for digital photography very convincing. For my photo work I do not make any compromises, and I expect the same from my gear. I work with the Four Thirds equipment under the most extreme conditions. For me, the image stabilisation system integrated in the E-510 is a genuine image saver – because with the subjects I usually photograph I practically never get a second chance.”

Top-class photography requires a camera that let's you get on with composition and image capture with minimum fuss; a camera that offers the technology to realise your ideas yet is compact and robust enough to do its job even under difficult conditions. Combining these requirements harmoniously has always been the guiding design principle and recipe for success of Olympus cameras. The E-510 is the latest incarnation.

The first Olympus D-SLR with integrated image stabiliser.

With long focal lengths and bad lighting conditions that require extended exposure times, there is always the chance of image blur caused by camera shake. The E-510 uses a newly-

developed built-in mechanical image stabilisation system to compensate for this. As it is integrated within the camerabody, it works with any lens attached to it. Besides this technological highlight, the E-510 has considerably more to offer: The new 10 Megapixel Live MOS sensor with Live View technology, a complete overview of all camera functions on the large LCD as well as the patented Supersonic Wave Filter for dust free photography – just to name a few.

New impulses. New ideas.

With its compact dimensions and extreme versatility, the Olympus E-510 is certainly the camera of choice for all photographers looking for a compact and reliable model that can easily be

taken anywhere. One that does not let you down when experimenting and seeking out new image composition possibilities. One that allows photography in ways that were impossible – until now.

- D-SLR with integrated image stabiliser
- Live View with previews for exposure and white balance compensation as well as depth of field: The display shows in advance what the picture will look like
- Supersonic Wave Filter protects the image sensor from dust
- 10 Megapixel Live MOS sensor
- New TruePic III processor ensures natural colour reproduction, effective noise reduction and faster image data processing
- 6.4cm/2.5" HyperCrystal LCD with 176° viewing angles, for a glare and shadow-free view, even in direct sunlight
- Built-in pop-up flash
- Dual memory card slots for xD-Picture Card and CompactFlash
- 28 shooting modes (incl. 5 exposure, 5 creative & 18 scene modes)
- Based on the future-oriented Four Thirds Standard




BUILT-IN  
**LS**  
IMAGE  
STABILIZATION

**LIVE  
VIEW**

Dust Reduction  
System



# There are moments that cannot be repeated.



A major advantage of digital photography over the analogue technology is that it provides

much better control opportunities before the photo is taken. Even in problematic lighting conditions, excellent pictures are still possible without using the flash, and thanks to the sophisticated performance of white balance technology, changes in colour temperature do not pose a problem. To the ambitious photographer, this opens up a whole new world, which until recently eluded photographic exploration.

Brilliant sharpness even in low light.

The charm of a photographic subject lies in its particular lighting. But in such situations, so does the chance of camera shake. This is because of the long exposure times or long focal lengths – which require a steady hand. If a unique, one-off photo turns out unsatisfactory just because of camera shake, this is particularly annoying. The E-510's built-in image stabilisation system, newly-developed by Olympus, protects the photographer from this

kind of disappointment. The image sensor is suspended inside a fixed frame. Supersonic wave motors react to vibrations within milliseconds and compensate for them with a precise counter-movement. You can choose one of two settings: Mode 1 balances out horizontal as well as vertical vibrations. Mode 2 is designed especially for situations where the photographer follows a horizontally moving subject with the camera.

Using this technology you can achieve good freehand shots that would otherwise require a tripod. It enables shutter speeds of up to four steps slower than without it.



## Image stabilisation for all lenses.

As the image stabilisation system is integrated within the camera body, it works with any lens attached. And because the E-510 – as all Olympus D-SLRs – is based on the Four Thirds Standard, an impressive range of

lenses is available to the photographer. Another advantage of incorporating the image stabiliser in the camera body is that it does not add to the size or weight of the lenses. Despite their higher brightness, lenses based on the Four Thirds Standard and designed for digital photography are significantly smaller and lighter than their 35mm counterparts. Integration of an additional technology in the lens would make it bigger, heavier and also more prone to the potential of damage.



High precision image stabilisation technology evens out camera shake and thus enables sharper images.



# The camera offers the complete programme. To give you full control.



Compact, light, ingenious.

Every detail of the E-510 was designed with ergonomics in mind. Therefore, it is not too big and not too heavy. It lies perfectly in the user's hand. It lets them concentrate on the subject and adjust all the settings intuitively. Thanks to the innovative handling concept, including function overview on the LCD, users will be familiar with the camera in no time.

Every button is located where it belongs.

The E-510 was consistently developed "into the photographer's hand". Each individual button was positioned so that it can be intuitively and quickly accessed and operated. Experiences and suggestions from the daily prac-

tice of professional photographers were equally applied as tried and tested arrangements.

## Super Control Panel.

The large LCD not only functions as a brilliant viewfinder thanks to Live View, but also provides a complete overview of all camera settings. A single glance is all that is needed to keep track of the most important parameters and to make your decision. You can choose between basic and detailed views.



## Controlling the scenery.

A big advantage of Live View is the fact that you can

view two things at the same time: The subject on the LCD and the real scenery in front of the camera. Your face therefore needn't be obscured – which means you also can easily keep eye contact with your subject. Moreover, this kind of image preview frees your eye from being glued to the viewfinder and thereby opens up new perspectives and offers several additional advantages. For example, in macro photography, when taking photos "around the corner" as well as when shooting above your head to get around obstacles, to name just a few.

One press of the shutter, three images

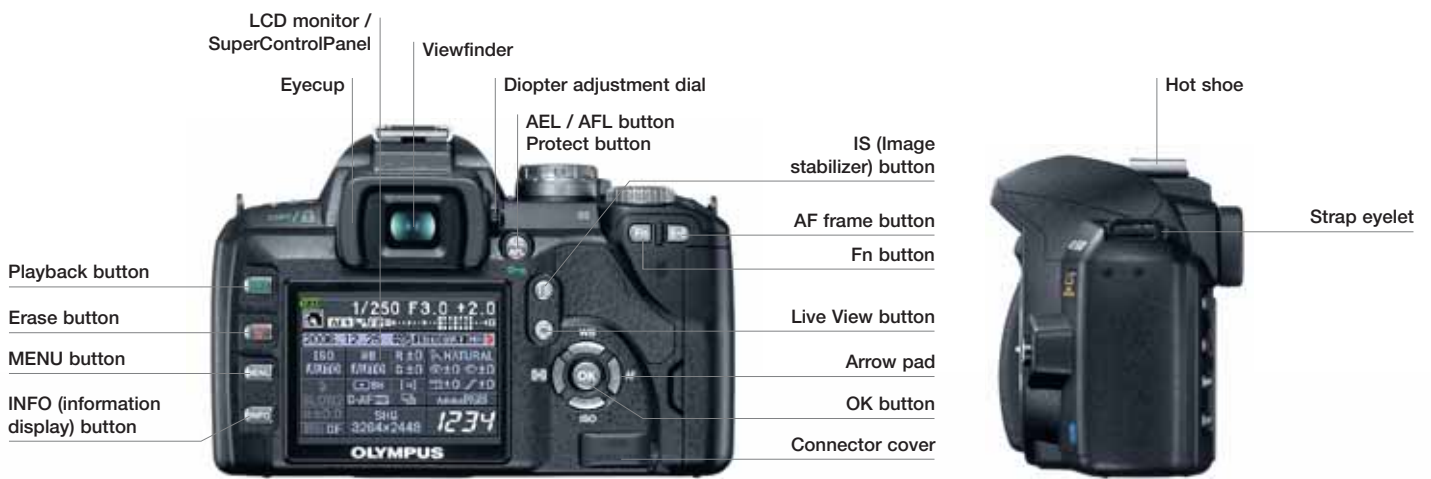


Using the bracketing function, the camera records two additional images with varied exposure settings, allowing users to choose out of three the best

shot at a later point in time. This function can be activated for both exposure and white balance settings as well as focusing.



Everything at a glance: With Live View, there is no need to frame your subject via the viewfinder. You can observe it directly on the 6.4cm/2.5" LCD – and still have the whole scenery before your eyes.



# A new camera. A new system. A new world.



**FOURTHIRDS**

™

As with all D-SLRs from the Olympus E-System, the E-510 is based on the

Four Thirds Standard. This is the first, and until now only, open D-SLR standard, i.e. a uniform technical system supported by numerous manufacturers. The benefit for photographers is obvious: All bodies and lenses of the Four Thirds System are compatible, irrespective of the manufacturer.

A safe bet for the future.

The range of lenses and accessories is constantly growing – on the highest professional level. The quality standard is set so high that mediocrity has no chance. For photographers this means a real perspective for the future: Only a system that is at the forefront of development is in a position to master the demands that lie ahead. Above all, it means an immense extension of photographic possibilities.

The three basic principles of the Four Thirds Systems:

• **Uniform, open standard**

Comprehensive and continuously growing supply for the extension of the photographer's equipment, as bodies and lenses from different manufacturers are compatible.

• **100% digital concept**

From the very beginning, all components have been developed according to the specific requirements of digital photography: High resolution, high brightness, near-telecentric lenses.

• **Highest mobility through extreme compactness**

The Four Thirds Standard allows a considerably more compact lens construction, while retaining the same brightness. To avoid image flaws caused by dust that can enter the camera when changing lenses, all E-System cameras are equipped with a highly-efficient dust protection system.







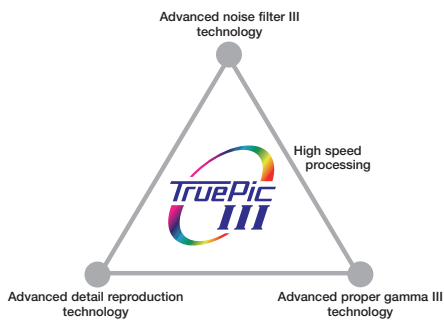
# Technology to extend your creative realm.

## Integrated image stabilisation system.

The E-510 camera body integrates a newly-developed image stabilisation system. Supersonic wave motors react to vibrations within milliseconds and compensate for them with a precise counter-movement. This way exposure times can be extended by up to four steps. Two different modes can be selected according to the photo situation.

## New image processor TruePic III.

Improved performance for faster image data processing, with efficient noise reduction for even better image quality.



## Sequential shooting at 3 frames per second.

The E-510 can record photo sequences at 3 frames per second. When shooting dynamic sequences, the decisive top quality shot is not going to be missed.



## Compact and mobile.

With its dimensions of 136 x 91.5 x 56mm, the E-510 is clearly one of the most compact D-SLRs. Moreover, it weighs just 460 grams. These factors make it predestined for extreme suitability in the areas of application where robustness is as important as manageability and mobility.

## Built-in pop-up flash.

With the built-in pop-up flash, photographers are prepared for any situation. It features TTL control and can be activated manually or automatically. It can be used as an automatic fill-in flash, and with a series of pre-flashes, it also automatically helps reduce the potential "red-eye effect".



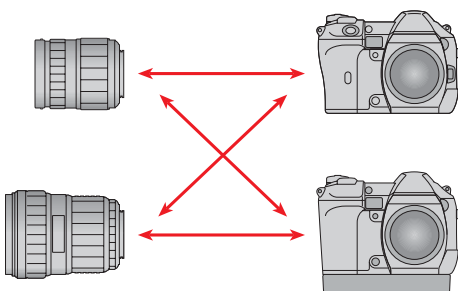
## Professional AEL/AFL control.

Photographers can have access to a range of personally-selected exposure (AE lock) and focus (AF lock) settings that they have predefined to suit their individual preferences – all at the simple touch of a button. This level of customisation for exposure and focus is especially sought after by professional photographers.



## Prepared for the future thanks to the Four Thirds System.

The Four Thirds System is a common standard of numerous camera, lens and accessories manufacturers. The advantage for the photographer is that they can freely combine bodies and lenses of different manufacturers.

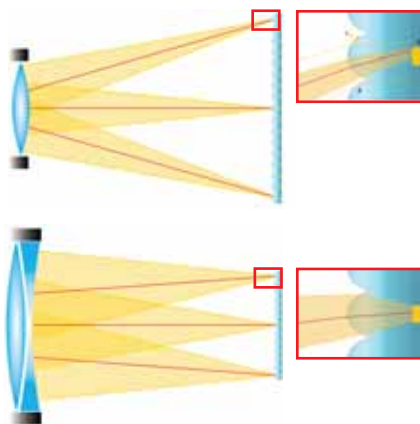


**The big advantage for the photographer:**  
Bodies and lenses of different manufacturers can freely be combined

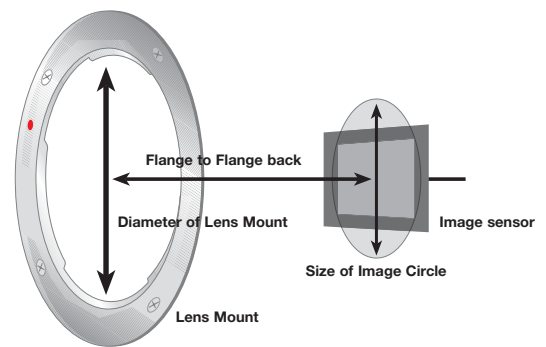
The system is purposefully designed to meet the specific requirements of digital imaging. The most important criteria are ensuring the highest possible image quality through a straight light path to the image sensor, as well as effective communication between camera body and lens. Other important factors include compactness and low weight and, last but not least, to be cost effective and future-proof.

## Three standards that guarantee optimal image quality.

To ensure lenses are interchangeable, the type, size and form of the lens mount are standardised. This mechanical standard also defines the exact distances between lens mount and image plane and between the back lens element and image plane.



**In contrast to the optics calculated for 35mm cameras (top image) the near telecentric construction of the optics optimised for the Four Thirds Standard ensure that light always hits the image sensor nearly perpendicularly.**



The Four Thirds optical standard defines the size of the image circle, i.e. the diameter of the circle area that the lens projects onto the image plane. The lens mount is about twice the diameter of the image sensor and thus allows a near telecentric lens construction – the precondition for an almost total elimination of vignetting.

Finally, the communication standard no longer considers lens and camera body separate components. A communication protocol enables the exchange of information between the two.

## Depth of field preview.

This function enables the depth of field of an image to be checked, at the touch of a button, in the optical viewfinder or on the LCD prior to recording.



## 28 shooting modes.

The E-510 offers 28 selectable shooting modes, which range from full manual control to automatic, predefined scene modes for specific situations.

### 5 extended exposure modes: **M S A P AUTO**

Programmed auto with Program shift (Ps), Aperture Priority, Shutter Priority, Manual, Auto.

### 5 creative exposure modes:




Portrait, Landscape, Macro, Sport and Night Scene.

### 18 scene modes: **SCENE**

Portrait, Landscape, Landscape & Portrait, Night Scene, Night Scene & Portrait, Children, Sport, High Key, Low Key, Image Stabilisation Mode, Macro, Nature Macro, Candle, Sunset, Fireworks, Documents, Beach & Snow, Panorama.

## Super control panel.

The large LCD not only functions as a brilliant viewfinder thanks to Live View, but also provides a complete overview of all camera settings. A single glance is all that is needed to keep track of the most important parameters and to make your decision. You can choose between basic and detailed views.



Basic and detailed mode with extended control options.

## One-touch white balance.

In addition to the usual options for automatic or preset white balance setting, the E-510 incorporates a one-touch white balance function for optimal alignment to the ambient lighting conditions – or even for deliberately experimenting with the colour tone.



## JPEG and RAW recording.

Images can be recorded in the formats RAW, simultaneous RAW & JPEG, and JPEG compressed. The newly-developed RAW format allows a higher lossless compression. This reduces data size, makes compression noticeably faster and lets the storage capacity be used more efficiently.

## 3-way automatic bracketing.

The bracketing function can be used for exposure, white balance or focusing. Here, the camera shoots 3-frame image sequences with automatically adjusted settings, of which the photographer can later choose the best one.



## 49 area AE sensor.

The 49 area exposure sensor provides extra precision and reliability during exposure metering and flash control. This is of particular benefit for compositions made under difficult lighting conditions.




## Large, bright & clear: The HyperCrystal LCD.

The 6.4cm/2.5" LCD impresses because of its size, its 230,000 pixel resolution, its brilliant depictions – even in bright sunlight – and its wide 176° viewing angles. In playback mode it displays a histogram in four modes, and if desired points out under or overexposed areas in the framed image.



## Choice of storage media.

The E-510 features a dual card slot for CompactFlash (Type I and II), Microdrive and xD-Picture Cards.



# Technology for immaculate image quality.

## Live View with new 10 Mega-pixel Live MOS sensor.

Live View allows previewing and checking the subject on the 6.4cm/2.5" LCD. Besides manual and automatic focus, exposure and white balance adjustments as well as depth of field can all be evaluated on the monitor. You can therefore see what the picture will look like before the shot is taken. A 7 or 10x enlargement facilitates precise focusing.



Getting close without the need to contort yourself: With Live View it is easy to take shots from a frog's perspective – you do not have to keep your eye on the viewfinder.



To get the big picture you do not need to climb on a chair: With Live View you have your subject in view from up high.



Taking photos "around the corner": With the camera at the outstretched arm you still get shots where no eye reaches.



Keeping eye contact: Kids become shy as soon as you hold your camera in front of your face. Therefore, Live View is ideal for natural photos of kids.



When taking macro shots you must deal with a low depth of field. To make sure you get your subject right in focus you can enlarge it on the LCD by a factor 7 or 10x.

## Effective dust protection through the Supersonic Wave Filter.



When changing lenses dust particles can land on the sensor. The Supersonic Wave Filter ensures spotless pictures.



Dust particles have settled on the dust filter in front of the sensor.

Dust entering SLRs when swapping lenses is virtually impossible to prevent. But even a single speck of dust on the sensor surface can seriously degrade image quality. Therefore, a unique dust protection system was developed for the E-System cameras. It uses supersonic vibrations to shake off dust and thus ensures unadulterated image quality.



Image flaws caused by fine dust particles on the sensor.



Activating the supersonic wave generator makes the dust shake off the filter.



A clean image sensor ensures immaculate image quality.



Flawless pictures thanks to the integrated dust protection system.



# Edit, create, archive. Olympus imaging software.



RAW edit screen – perfect RAW development.



Browser functionality including RSS feature.



Olympus Master add-on Muvee Theatre Pack.

Olympus offers a wide range of user-friendly multimedia/imaging software for managing digital images. This extends from comprehensive basic versions included with all cameras, addons for extra functionality and online camera firmware updates, through to a software development kit for developers.

## Olympus Master Software.

With the Olympus Master software you can transfer, view, rate, store, edit and print images. The easy-to-use graphical user interface and the numerous features offer a wealth of possibilities to enjoy your images. The included RAW editing function enables you to quickly and easily select and convert your RAW files to TIFF or JPEG formats. The software is delivered with the E-510.

## Olympus Studio Software.

This software perfectly meets the requirements of professional photographers. It offers a great number of useful functions for quick and effective image handling.

### • PC-control of the camera

If the camera is connected to a PC or Mac, it can be controlled from the



Panorama image, supported by the Olympus xD-Picture Card.

computer and the recorded images can be viewed on the monitor and stored directly on the hard drive.

### • Image editing

In image editing mode, a number of functions such as colour tone or gamma correction are available. With batch processing, for example, all images from one shooting can be optimised in one go. Also, it is possible to simultaneously correct distortions and eliminate colour noise.

### • Virtual light box

This is a particular highlight. The virtual light box basically works like a normal light box used to check films. Pictures can be viewed, selected, categorised and edited on a PC, thus enabling the user to quickly pick the best pictures from among hundreds of photos.

### • RAW development

The diverse settings and the direct control on the screen enable the optimum to be extracted from images, which can then be saved as TIFF or JPEG files. Settings can be saved and applied to a series of images via the batch processing function.



# Specifications

<b>Model</b>	<b>Olympus E-510</b>
<b>Type</b>	Interchangeable lens digital SLR camera.
<b>Compatible lens</b>	ZUIKO DIGITAL, FourThirds System lens.
<b>Lens mount</b>	FourThirds mount.
<b>Body</b>	Glass reinforced plastic.
<b>Media</b>	CompactFlash card (Type I and II), Microdrive, xD-picture card (Dual slot).
<b>Image sensor</b>	
Effective pixels	10 Megapixels.
Filter array	Primary colour filter (RGB).
Full resolution	10.9 Megapixels.
Type	4/3" Type Live MOS sensor.
Aspect ratio & area	4:3 / 17.3 x 13.0mm.
<b>Engine</b>	
Type	TruePic III.
<b>Filter</b>	
LPF filter	Fixed type.
IR cut filter	Hybrid type.
Dust protection filter	Supersonic Wave Filter.
<b>LCD</b>	
Pixel number	230000 pixels.
LCD type	HyperCrystal LCD.
Monitor size	6.4cm / 2.5".
Brightness adjustment	+/- 7 steps.
<b>Viewfinder</b>	
Viewfinder type	Eye-level single-lens view finder.
Field of view	Approx. 95%.
Magnification	Approx. 0.92x.
Depth of field preview	Yes.
Eye point	14mm.
Diopter adjustment	-3.0 - +1.0 diopter / built-in type.
Focusing screen	Fixed type (Neo Lumi-Micron Mat Screen).
Mirror	Quick return mirror.
Viewfinder Information	AF frame (super impose), AE lock, AF confirmation mark, metering mode, exposure mode, shutter speed, aperture value, white balance, exposure compensation value indicator, IS activating mode, flash, battery check.
<b>Live View</b>	
Information	100% field of view, exposure adjustment view, white balance adjustment view, gridline displayable, 7x/10x magnification possible, MF/s-AF, AF frame display, AF point display, shooting information, histogramme, IS activating mode.
<b>Image Stabiliser</b>	
Type	Sensor shift.
Modes	Two-dimensional or one-dimensional activation.
Effective Compensation Range	Approx. 4 EV steps maximum.
<b>Focusing System</b>	
Method	TTL phase difference detection system.
Focus areas	3 points / Automatic and manual selection.
AF illuminator	Built-in flash (external flash available).
AF lock	Locked by first position of shutter release button, AE/AF lock button (customised).
Focus tracking	Available in continuous AF mode.
Manual focus	Available by rotating focus ring, available for setting manual focus operation in AF mode (customised).
Focus modes	Single AF, Single AF + MF, Continuous AF, Continuous AF + MF.
Detection range	0 - 19 EV (ISO 100).
Bracketing	5 / 7 frames - 1/2 steps.
<b>Light Metering</b>	
Method	TTL open aperture light metering.
Zones	49 zones Multi-pattern Sensing System.
Detection range	1 - 20 (50mm, 1:2, ISO 100).
Light Metering modes	ESP light metering, Spot metering, Centre weighted metering, Highlight, Shadow.
<b>Shooting modes</b>	
Exposure Modes	Auto, Programme automatic, Aperture priority, Shutter priority, Manual, Scene Modes.
Scene Modes	18 (Portrait, Landscape, Landscape with portrait, Night Scene, Night Scene with portrait, Children, Sports, High Key, Low Key, Image Stabilisation Mode, Macro, Nature Macro, Candle, Sunset, Fireworks, Documents, Beach and Snow, Panorama).
<b>Exposure System</b>	
Exposure compensation	+/- 5 EV / 1/3 steps.
Exposure bracketing	3 frames / +/- 1/3, 1/2, 2/3, 1 EV steps.
<b>Sensitivity</b>	
Auto	ISO 100 - 400.
Manual	ISO 100 - 1600 (in each 1 EV steps possible).
<b>Shutter</b>	
Shutter type	Electronically controlled focal plane shutter.
Shutter release	Soft Touch Electromagnetic.
Self timer	2s or 12s.
<b>Shutter Speeds</b>	
Shutter speed range	1/4000-60s.
Shutter speed P, Ps, S, Manual	1/4000-60s.
Shutter speed A	1/4000-2s.
Shutter speed scene mode	1/4000-4 s.
<b>White Balance</b>	
AUTO WB system	
Manual White balance (One-Touch)	Yes.
Selectable steps in Kelvin	7 steps (3000 - 7500K).

Preset WB	Overcast, Shade, Tungsten, Sunlight, Fluorescent 1, Fluorescent 2, Fluorescent 3.
White balance adjustment	Yes +/- 7 in each R-B / G-M axis (in Auto WB and preset WB mode).
White balance bracketing	3 frames / +/- 2, 4, 6 mired steps.
<b>Internal Flash</b>	
Guide number	12.
Flash compensation	+/- 2 EV / 1/3 EV steps.
Modes	AUTO, Red-eye reduction, Slow synchronization, Slow synchronization 2nd curtain, Fill-in, Slow synchronization with red-eye reduction, Off.
<b>External Flash Control</b>	
X-sync speed	1/180s / 1/4000s (Super FP Mode).
Type	TTL Auto for Olympus dedicated flash, Auto or Manual.
Synchronisation modes	Auto, Manual, Red-eye reduction, Slow syncro with red-eye reduction, Slow syncro, 2nd curtain and slow syncro, Fill-in for exclusive flash.
Intensity	+/- 2 EV / 1/3 steps.
<b>Sequence Shooting</b>	
Sequential shooting mode	3 fps / Up to card capacity in HQ, 3 fps / 8 frames RAW.
<b>Image Processing</b>	
Colour space	sRGB / AdobeRGB.
Image Processing	TruePic Turbo.
Sharpness + Contrast	5 levels.
Saturation	5 levels.
Contrast	5 levels.
Black & White filter	Yellow, Orange, Red, Green.
Black & White toning	Sepia, Blue, Purple or Green in Black & White mode.
Picture mode	Vivid, Natural, Muted, Black & White, White.
Gradation	3 (high key, normal, low key).
<b>Image Editing</b>	
RAW data edit, Red-eye reduction, Sepia, Black & White, Resize, Correction of saturation.	
<b>Erase / Protect / Copy Function</b>	
Erase modes	Single, All, Selected.
Image protect mode	Single, Selected.
Copy mode	Single, All, Selected.
<b>View Images</b>	
Histogram in playback mode, Slide show, Calendar.	
Zoom	2-14x.
Index	4, 9, 16, 25 frames.
Shooting information	Exposure mode, metering mode, shutter speed, aperture value, exposure compensation level, ISO, colour space, white balance mode, white balance compensation level, focal length, focus area, file type, picture mode, file name, image size, recorded card type.
Exposure level view	Histogram (R,G,B available), High light point warning, Shadow point warning.
<b>Still Image Recording</b>	
EXIF 2.2, PIM III, DPOF, DCF.	
<b>Recording Formats</b>	
RAW	12 bit.
RAW & JPEG	Parallel recording.
JPEG	
JPEG compression	1/2.7 SHQ; 1/8 HQ; 1/2.7, 1/4, 1/8, 1/12 SQ.
<b>Image Size</b>	
3648 x 2736	HQ, SHQ, RAW 12 MB / frame.
3200 x 2400	SQ.
2560 x 1920	SQ.
1600 x 1200	SQ.
1280 x 960	SQ.
1024 x 768	SQ.
640 x 480	SQ.
<b>Interface</b>	
Media	Dual slot for CompactFlash card (Type I and II), Microdrive and xD-picture card.
USB 2.0 Hi-speed	
Combined V & USB output	NTSC or PAL selectable.
<b>Menu</b>	
Menu languages in camera	English, German, French, Spanish, Italian, Russian, Czech, Dutch, Danish, Polish.
Menu languages by download	Additional one language from 15 further languages by download via the internet.
<b>Customisation Options</b>	
Fn Button	Off, one-touch WB, test picture, preview, Live View.
Custom preset options	2.
My Mode	2 settings storable.
<b>Environment</b>	
Temperature	0 - 40°C operating temperature / -20 - 60°C storage temperature 30 - 90% operation humidity / 10 - 90% storage humidity.
<b>Size</b>	
Dimensions (W x H x D)	136 x 91.5 x 56mm (without protrusions).
Weight	460g (body only).
<b>Box contents</b>	
E-510 Kit: E-510 body, ZUIKO DIGITAL ED 14-42mm 1:3.5-5.6, Li-Ion Battery Charger (BCS-1), Li-Ion Battery Pack (BLS-1), OLYMPUS Master CD-ROM, USB Cable, Video Cable, Shoulder Strap, Instruction Manual, Warranty Card.	

Specifications and design are subject to change without notice.  
Battery life varies greatly according to type of batteries used and the conditions of use.  
Above information is based on Olympus standard testing procedure.

Digital SLR Cameras

**E-410**



**E-510**



Standard Lens



ZUIKO DIGITAL ED 14-42mm 1:3.5-5.6 Standard Zoom

Compatible with EX-25 Extension Tube\* EC-14 Tele Converter\*\*



ZUIKO DIGITAL 17.5-46mm 1:3.5-5.6 Standard Zoom (only available in special kit)

Compatible with EX-25 Extension Tube\* EC-14 Tele Converter\*\*  
TF-22 Twin Flash with adapter ring 58mm to 67mm/72mm



ZUIKO DIGITAL ED 18-180mm 1:3.5-6.3 Super Zoom (10x)

Compatible with EX-25 Extension Tube\* EC-14 Tele Converter\*\*  
TF-22 Twin Flash with adapter ring 62mm to 67mm/72mm



ZUIKO DIGITAL 35mm 1:3.5 Macro Lens

Compatible with EX-25 Extension Tube\* EC-14 Tele Converter\*\*  
RF-11 Ring Flash with FR-1 TF-22 Twin Flash with FR-1



ZUIKO DIGITAL ED 40-150mm 1:4.0-5.6 Telephoto Zoom

Compatible with EX-25 Extension Tube\* EC-14 Tele Converter\*\*

Pro Lens



ZUIKO DIGITAL ED 8mm 1:3.5 Fisheye Lens

Compatible with EC-14 Tele Converter



ZUIKO DIGITAL 11-22mm 1:2.8-3.5 Wide Zoom

Compatible with EC-14 Tele Converter TF-22 Twin Flash



ZUIKO DIGITAL 14-54mm 1:2.8-3.5 Standard Zoom

Compatible with EX-25 Extension Tube\* EC-14 Tele Converter\*\*  
RF-11 Ring Flash TF-22 Twin Flash



ZUIKO DIGITAL ED 50mm 1:2.0 Macro Lens

Compatible with EX-25 Extension Tube\* EC-14 Tele Converter\*\*  
RF-11 Ring Flash with FR-1 TF-22 Twin Flash with FR-1



ZUIKO DIGITAL ED 50-200mm 1:2.8-3.5 Telephoto Zoom

Compatible with EX-25 Extension Tube\* EC-14 Tele Converter\*\*  
RF-11 Ring Flash TF-22 Twin Flash

Top Pro Lens



ZUIKO DIGITAL ED 7-14mm 1:4.0 Wide Zoom

Compatible with EC-14 Tele Converter



ZUIKO DIGITAL ED 35-100mm 1:2.0 Telephoto Zoom

Compatible with EX-25 Extension Tube\* EC-14 Tele Converter\*\*



ZUIKO DIGITAL ED 90-250mm 1:2.8 Telephoto Zoom

Compatible with EX-25 Extension Tube\* EC-14 Tele Converter\*\*



ZUIKO DIGITAL ED 150mm 1:2.0 Fix Focal Lens

Compatible with EX-25 Extension Tube\* EC-14 Tele Converter\*\*



ZUIKO DIGITAL ED 300mm 1:2.8 Fix Focal Lens

Compatible with EX-25 Extension Tube\* EC-14 Tele Converter\*\*  
Drop-In Filter Set included

Adapter



EC-14 Tele Converter



EX-25 Extension Tube



MF-1 OM Adapter



VA-1 Angle Finder

Underwater Case




PT-E03 Underwater Case (only for E-410)

Flash



Battery



E-System Bag



Remote Control



Eyecup



\*Only with MF \*\*Recommended max. aperture 1:4.0 \*\*\*E-410/E-510 no release via FP-1

Specifications and appearances are subject to change without any notice or obligation on the part of the manufacturer.